

Vote for my row!
**We have 59 votes so far! Yea! I think we're
in 3rd place, only 6-7 votes away from 1st
place, thanks to all of you!**

Creative Grid has sponsored a Row Challenge and our row has been selected for the contest! Last year we participated, but we didn't know we had been selected until right at the end of the voting period. This time we have until the end of the Row By Row Experience to get the vote out.

You can go to Creative Grid's Facebook page to see all of the rows entered into the contest. You need to click "Like" to vote. You can vote for as many rows as you like.

Or you can just vote for mine. :)

To make it easy for you to find my block, you can click on the link below.



[For Around the Block's Row Click Here!](#)



July 22, 2016

You know it's Frontier Days because the steers have safely negotiated the roundabout on their way from pasture to Frontier Park. The Cheyenne Frontier Days committee people park the steers in a pasture north of town. On Sunday morning about 7 a.m., cowboys round them up and then herd them down the frontage road until they get to the Governor's Mansion. The steers take a hard left, then right, another left-I think, at least. Anyway, they get herded down the road to the Park, a journey of about 7 miles or so.

So locals and a few tourists come out to watch, lining the roadway with their cars and folding chairs. The steers are preceded by the Queens on horseback, some committee members in carriages and then the real cowboys herding the steers down the road. It's kind like a parade only quicker.

I came up to the roundabout to watch the spectacle last Sunday about 7:05 or so, figuring the steers would pass by around 7:30. I waited. And waited. And waited. And then I waited some more. Finally the queens came by, which was nice. And 15 minutes later the carriages came by. About 8:30 the steers showed up. Did I mention this was like a parade, only quicker?

At some point, during the wait, a policeman came by and told everyone to move their cars back, because, you know, these are wild steers that will be coming down the road. Yes folks, wild steers. Last time I checked, steers were domesticated critters, raised in captivity, probably even petable.

But the officer did have a point. These steers were roping steers, with big horns. If one got spooked & decided to veer away from the herd, I didn't want to be in its way. I didn't want my car in its way either. But I had already figured this out and was well away from the road even before the cop gave his warning. I certainly didn't want to stand with my back to the critters, carting a young child on my shoulders while taking a selfie with the steers going by in the background, some marginal feet away.

Fortunately, the steers were more worried about navigating the roundabouts - aren't we all-and they were more concerned with getting on the way down the road than spending time mingling with the tourists.

So Frontier Days officially starts today. Traffic will be nuts. Locals will be out of town. Tourists will be outfitted in shorts, boots and hats. And KISS will play for opening night.

Sounds about right. Oh-and you also know it's Frontier Days because the flies are back.

WHAT'S NEW!!

We have cut kits for the quilt from the book, Raven. We only have 2 kits, although we




could cut more.

In the Beginning:



Benartex & Eleanor Burns:



Also from Benartex are 2 1/2" strips called Dreamscapes. Couldn't grab a pic.

RJR: Geekery




From Moda--jelly rolls, layer cakes & charms



Also from Moda: Wool scrap bags in assorted colors

Henry Glass:



From Camelot: We've made a bunch of pillow case kits from this Disney collection-- printed on quality fabric!





From Troy:






Plus the new Barn Trails Landscapes prints.

From E Studio:



From Timeless:






From Moda: Wild Orchid: We'll be getting this book/pattern & we'll do a monthly class.





From Michael Miller:



These are coloring panels. We will be getting in fabric markers, but you can color with crayons, sharpies or colored pencils. Great for placemats for kids, napkins for kids, quilts for kids and coloring for adults!

July 2016

Jelly Roll Race Sat. July 23 10:30-4 Barb Boyer \$20

Ready, Set, Stitch! Well, you don't have to race if you don't want to. This is a quick & easy quilt made from 2 ½" strips - you can either purchase ready cut strips or cut your own. And that's all you use, just strips (unless you want to add a few accent pieces). If you haven't made a Jelly Roll Race quilt, they are lots of fun and we have lots of fun 2½" strip precuts just waiting to be used.

Bertie's Year & Companions last Friday of the month, 1-4 \$20, free if you buy the kit

Bertie's Year & Perfectly Pieced are small wall hangings, (or you can make each block into a mini quilt for display each month). Bertie is done in flannels and wool (kit only includes flannel). Bertie (the bird) and friends (squirrel, pumpkins) are appliqued with crazy quilt embroidery embellishments. The patterns are by Bonnie Sullivan, and you can do any of the series-she has a spring, summer, fall & winter Bertie's, plus the original, and plus the cats. You choose. Class is ongoing-because we need the time to get the embellishing done!

Friday Nighters last Fri. of month 5:30-? \$10 Barb Boyer

This class will help you get organized for Christmas 2015 -- or just help you get things done. You give me a list of your "to dos" or unfinished projects you want to finish and then each month I check off what you've completed. Trust me. If you need incentive to stay on track, this is it. You can bring your sewing machine or do hand work.

S.O.S. Quilts 5th Saturday of month 10:30-5 \$20 Barb Boyer

This is another of our Save Our Scraps quilts. This quilt is made with 2 ½" strips in cascading colors. So, of course, if you like our version, we have kits. Or you can use your "scraps" and make your own cascading quilt.

Pillow Case Party Sun. July 31 1-4 FREE

If you've never made a pillow case, or just want some time to sew a pillow case, this class is for you. This is a great mother/daughter styled class and pillow cases make great presents!

August 2016

English Paper Piecing 1st & 3rd Mondays (In July dates are the 11th & 18th) 2-4 Barb Boyer \$20

English paper piecing dates back to the early 1800s. It is a hand sewing method that uses paper templates to help sew complex angles together, like hexagons. Any number of different designs can be made, including Grandmother's Flower Garden. Several patterns will be available, including traditional Flower Garden and the Downton Abbey free pattern.

Wrapsody Purse Ongoing Thurs July 7, 21, Aug 4, 25 1-3 Sue Frerich \$25

This is the coolest purse I've seen in a long time. It is light weight (uses a new kind of interfacing), has lots of pockets and very cool zippers. Sue learned this purse at Houston last fall. The detail work on the purse is exquisite and with Sue's guidance, it will be a snap to make.

Block of the Month Ongoing. First Sat of month 10:30-11:15 FREE Barb Boyer

Join at any time. You get a free fat quarter if you come to class with the previous month's completed block. This year we're making a red, white & blue quilt-patriotic theme, if you like.

Ornament Club 1st Sat of the month, 1:30-3:30 Free, if you buy that month's kit

Each month we will feature a different pieced ornament. Some of the ornaments can be used as gift tags & gift card holders. You can pick & choose which ornaments you want to make-each ornament will be displayed prior to class. You can make the March ornament & skip the April ornament, for example. Kits are limited, though, so if you are interested in a particular kit, be sure to sign up for that month & let me know.

Monthly Minis First Saturday of the Month. 4-6 \$10 for the year (plus patterns or kits)

This year we are doing various table runners/ door banners/small wall hanging celebrating each month. Some of the quilts are long & skinny, some square, some round. Most of the quilts will be kitted.

Knit Pickers' Club 2nd Thurs. of month, 6-8:30 Carol Moler

Every second Thursday, we're getting together to practice our knitting. The Club is open to all skill levels. We want to share what we've learned, find new patterns, and simply just sit and knit.

Hand Embroidery Club Sat. 10-noon FREE Kathy Sconce

(Club normally meets the 2nd Sat. of each month from 10-noon)

This year we're still doing birds-state birds. We will have between 40-50 birds (some states use the same bird) for you to stitch. Various setting for turning the birds into a quilt will be provided. Color suggestions for the birds will also be offered. As a bonus, you will get the state outlines, state flowers, and other patterns to

compliment the birds. You can join anytime.

Lace Houses, block of the month 2nd Sat. of month 1-3 Kathy Sconce \$25

Lace Houses is a Crabapple Hill pattern. It combines fusible applique, laces & trims, crayon coloring, minimal piecing, and, most importantly, embroidery. Each month we will concentrate on a new block or part of the quilt. The class will run from February through November, maybe December. Come learn from our master embroiderer, Kathy Sconce.

Disappearing 9-patch Quilt Sun August 14, 1-5 \$20 Barb Boyer

Using just one charm pack and a couple of yards of extra fabric, you can make this delightful lap sized quilt. Of course, you can make it bigger. We have some wonderful new charm packs (5" squares) that would make a gorgeous 9-patch (disappearing) quilt. This quilt is quick & easy to do. Perfect for beginners.

Disappearing Triangles/9-patch Quilt Wed August 24, 1-5 \$20 Barb Boyer

This quilt is done like the Disappearing 9-patch, but it is made with 10" squares so it is bigger. Sample is made with brightly colored batiks.

Christmas Row Quilt Ongoing 3rd Sat of the month, (in August class is August 27) \$20 Barb Boyer

Each row uses a different pieced block. There are log cabins, stockings, wreaths, ornaments, snowmen, trees, houses, bells, and stars. Each month we will piece a different row. There are 7 rows (2 rows use multiple blocks), plus a pieced border. You should be able to have the quilt done by Christmas!

Bertie's Year & Companions last Friday of the month, 1-4 \$20, free if you buy the kit

Bertie's Year & Purfectly Pieced are small wall hangings, (or you can make each block into a mini quilt for display each month). Bertie is done in flannels and wool (kit only includes flannel). Bertie (the bird) and friends (squirrel, pumpkins) are appliqued with crazy quilt embroidery embellishments. The patterns are by Bonnie Sullivan, and you can do any of the series-she has a spring, summer, fall & winter Bertie's, plus the original, and plus the cats. You choose. Class is ongoing-because we need the time to get the embellishing done!

Friday Nighters last Fri. of month 5:30-? \$10 Barb Boyer

This class will help you get organized for Christmas 2015 -- or just help you get things done. You give me a list of your "to dos" or unfinished projects you want to finish and then each month I check off what you've completed. Trust me. If you need incentive to stay on track, this is it. You can bring your sewing machine or do hand work.

July 2016

Sunday	Monday	Tuesday	Wednesday	Thursday	Friday	Saturday
					1 Open Sew1-4	2 BOM 10:30-11:30 Ornament Club 2-4 Monthly Minis 4-6
3 CLOSED	4 CLOSED Independence Day	5	6 Beginning Quilt 1-4	7 Wrapsody Purse 1-4	8	9 Embroidery Club 10-noon Lace Houses 1-3
10 BH&R Quilt 1-5	11 English Paper Piecing 2-4	12	13 Beginning Quilt 1-4	14 Knit Pickers' Club 6-8:30	15 Open Sew1-4	16 Christmas Row Quilt 1-4
17 Turning a Panel into a Quilt 1-5	18 English Paper Piecing 2-4	19 Full Moon	20 Beginning Quilt 1-4	21 Wrapsody Purse 1-4	22	23 Jelly Row Race 10:30-4
24	25	26	27 Beginning Quilt 1-4	28	29 Bertie's Year 1-4 Friday Nighters 5:30 -?	30 S.O.S.Quilts 10:30-5
31 Pillow Case Party 1-4	Color of the month: Blue					

August 2016

Sunday	Monday	Tuesday	Wednesday	Thursday	Friday	Saturday
	1 English Paper Piecing 2-4	2	3 Beginning Quilt 1-4	4 Wrapsody Purse 1-4	5 Open Sew1-4	6 BOM 10:30- 11:30 Ornament Club 2-4 Monthly Minis 4-6
7 CLOSED	8	9	10	11 Knit Pickers' Club 6-8:30	12	13 Embroider y Club 10- noon Lace Houses 1-3
14 Disappearin g 9-patch 1- 5	15 English Paper Piecing 2-4	16	17	18 Full Moon Santa Fe	19 Open Sew1-4 Santa Fe	20 Santa Fe
21 Santa Fe	22	23	24 Disappearing Triangles 1-5	25 Wrapsody Purse 1-4	26 Bertie's Year 1-4 Friday Nighters 5:30 -?	27 Christmas Row Quilt 1-4
28	29	30	31	Color of the month: black		

HAND EMBROIDERY CLUB

If you want to learn to hand embroider or just brush up your technique, join us on the second Saturday of the month from 10 to noon. We provide free vintage patterns, and this year we will have free patterns of girls with hats, that you can embroider, embellish and color. Each month Kathy Sconce shows us a new stitch to try, plus, she guides us through thread choices, how to knot, fabrics to use, and tracing techniques.

Knit Pickin' Club

This is another get-together class to sit & knit, work on our projects, share information and get some help. We will share techniques, suggest patterns, but mainly we'll sit & knit (or pick).

Toad Toters

On full moon days (as noted in the calendar) you will get 20% off all purchases (not otherwise discounted) that you can fit in your bag. You must bring your bag to participate. Full Moon Days: June 20, July 19, August 18.

Discount Policy

We will honor only one discount -- whichever is largest. You can't combine a 10% with a 25% discount to get a 35% discount. On this we can't be bribed.

Color of the Month

June Brown, July Blue, August Black.

Join the fun and come feel the difference of quality fabrics.

Happy quilting!

Sincerely,

Barbara Boyer
Around the Block
307-433-9555
www.aroundtheblockquilts.com